

**FEATURES**

- Wide Bandwidth
- Low Power Consumption
- Low Noise Figure
- Miniature Sizes, Field Removable connector
- Compact/Rugged Thin-Film Construction

**APPLICATIONS**

- Microwave Radio & VSAT
- Military & Space
- Test Instrumentation
- Fiber Optics



**ELECTRICAL SPECIFICATIONS@25°C:**

Parameter	Min	Typical	Max	Units
Frequency Range	6		18	GHz
Gain	60			dB
Small Signal Gain Flatness		±1.5		dB
Noise Figure				dB
Output Power (Psat)	55			dBm
Spurious		-60		dBc
Harmonics		-10		dBc
Input VSWR			2:1	Ratio
Input Voltage		220VAC		
Human-computer Interface	touch screen LCD:FWD Power, Temperature, Voltage, Current			
Program Control Interface	RS232 and Ethernet			

Note:1.Input Power;0dBm.

2.Output Power Range:30dB(20dB@Psat output),step 1dB.

3.Forward power:>40dB(with 40dB directional coupler).

4.Over Temperature Protection; Over Voltage Protection; Over Current Protection;Over REV VSWR Protection;Enable;Modulation.

5.Detection Function:FWD/REV Power;Coupling.

6.Forced Air Cooling.

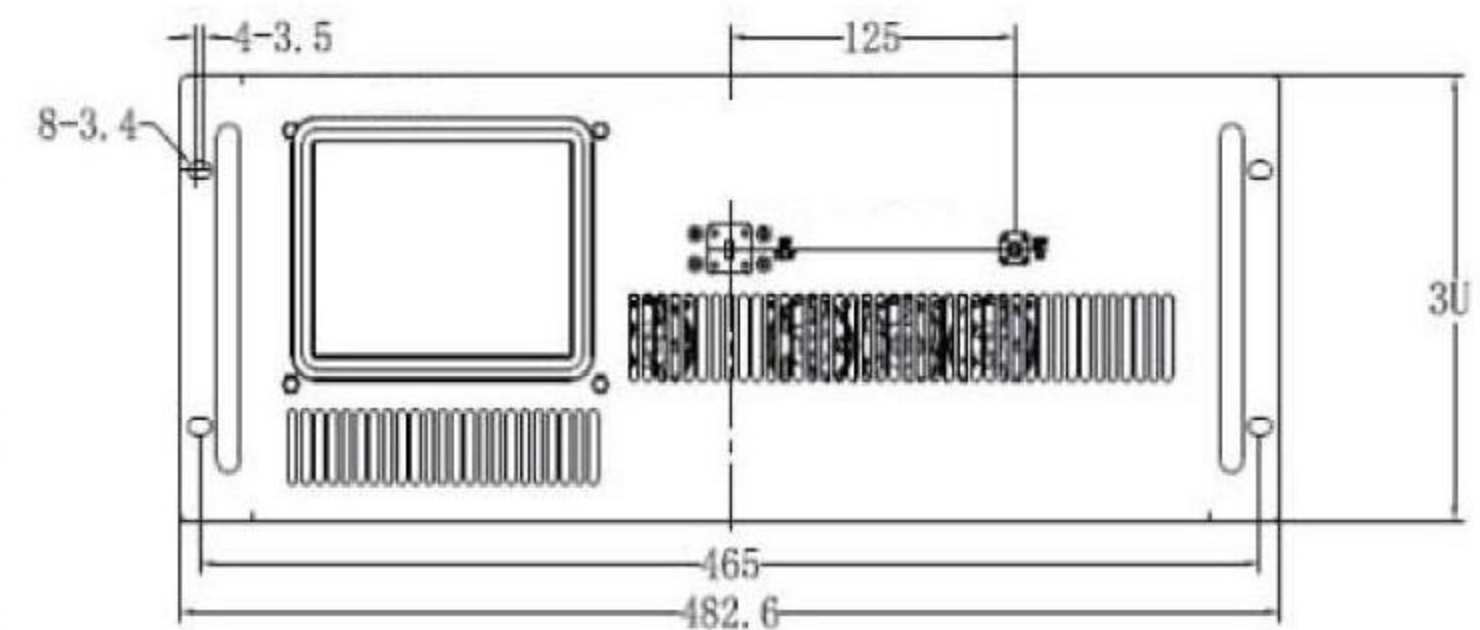

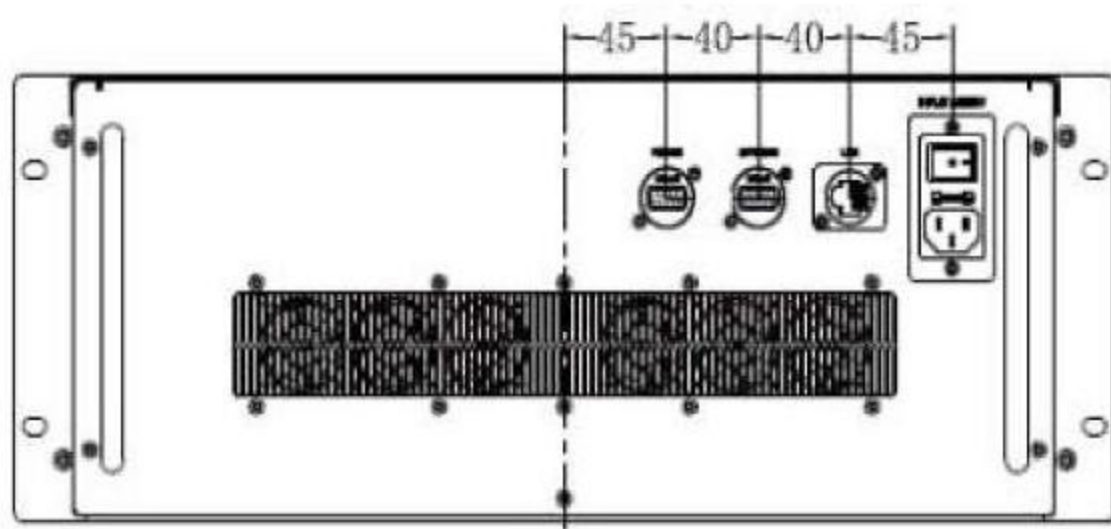
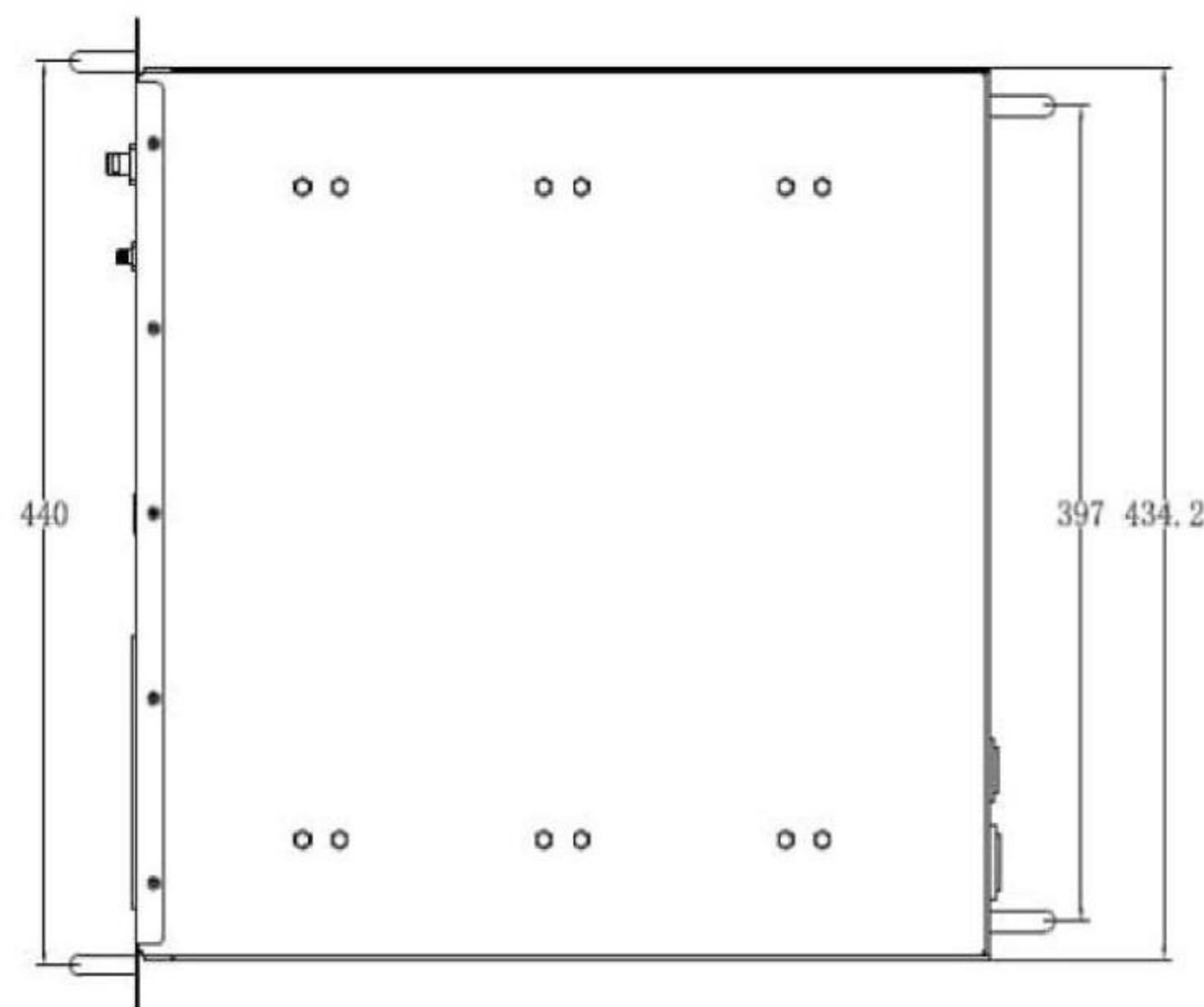
**ENVIRONMENTAL RATINGS:**

Parameter	Min	Typical	Max	Units
Max Input power		+10		dBm
Operating Temperature	-10		+50	°C
Non-operating Temperature	-20		+70	°C
Relative humidity (non-condensing)		90		%
Altitude		TBD		feet
Shock / Vibration		TBD		

**MECHANICAL SPECIFICATIONS:**

Parameter	Value	Limits	Units
Dimensions	6U		Milimeter
Weight	25		Kg
RF Connectors Input	SMA-F		
RF Connectors output	WRD500		
Output Coupling Connectors	SMA-F		
Impedance			ohms

**OUTLINE DRAWING(mm):**



**3U**